



## Virtual Expo Network

### Attendee – Quick Start Guide



# 1. Registration

**PitchIT**  
caribbean

HOME ABOUT US ANNOUNCEMENTS PRESS RELEASE PRICING EVENTS REGISTRATION Sign In Join Now

ATTENDEE  
EXHIBITOR  
SPONSOR

## Sign up as an attendee

Personal Information

Full Name Display Name  
Email Address Username  
Password Confirm Password  
Select Interests Website URL

By filling out this registration form, you accept our terms and conditions. By registering you are eligible to participate in the network in its entirety and are accepting the [Terms & Conditions](#)

Sign Up or Sign In

Twitter Facebook LinkedIn

Go to Register at [https://ezxpo.net/pitchitcaribbean/exhibitor\\_register](https://ezxpo.net/pitchitcaribbean/exhibitor_register)

## 2. Virtual Lobby & Auditorium & Networking Lounge

- Navigating the Virtual Expo:

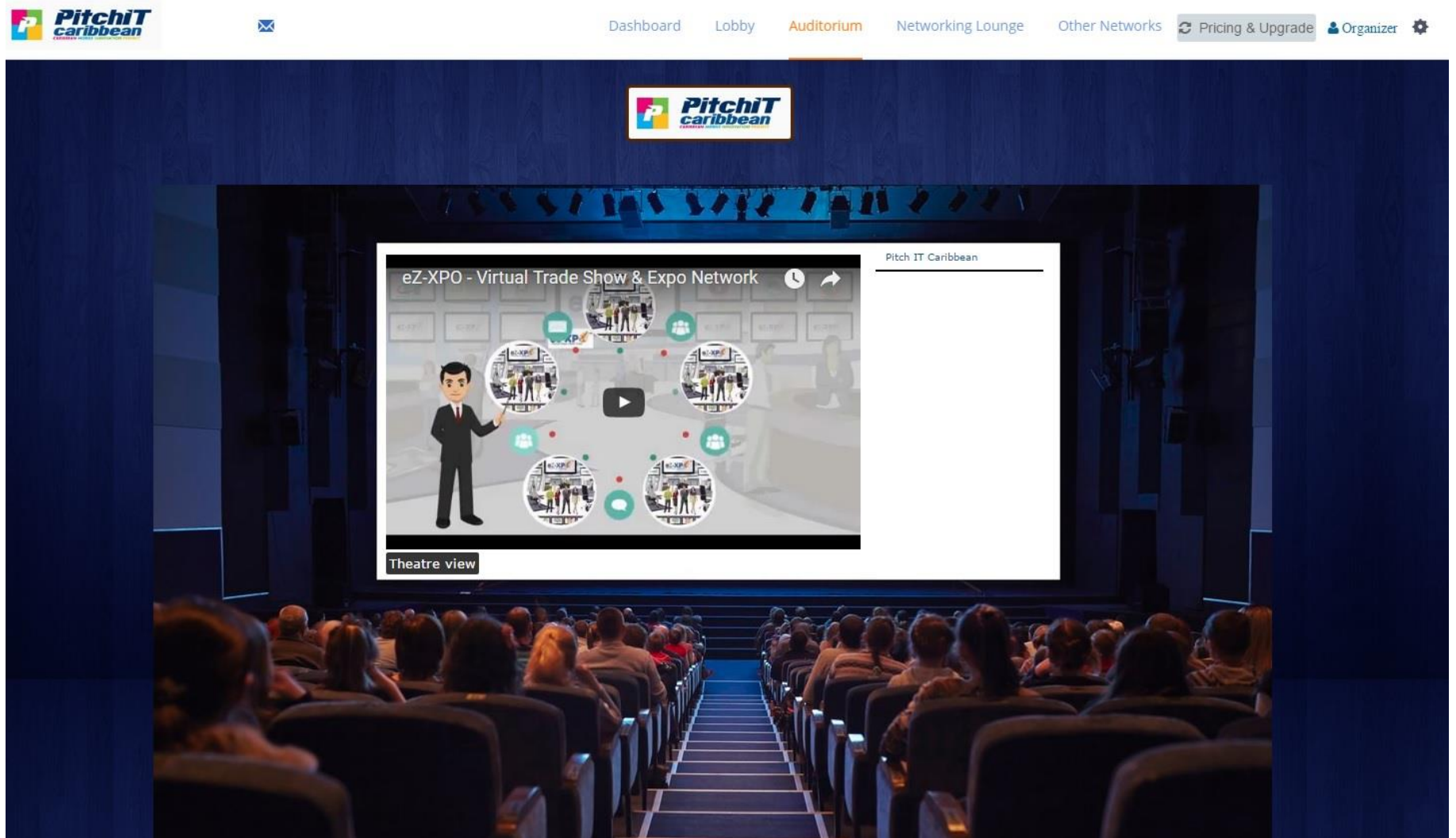
The virtual expo is comprised of 3 main areas: 1) Virtual Lobby, 2) Virtual Auditorium, 3) Networking Lounge. From the main lobby, you can visit any of the virtual booths with simple click of your mouse. The image of the top left corner will always bring you back to the main lobby.

- Virtual Lobby



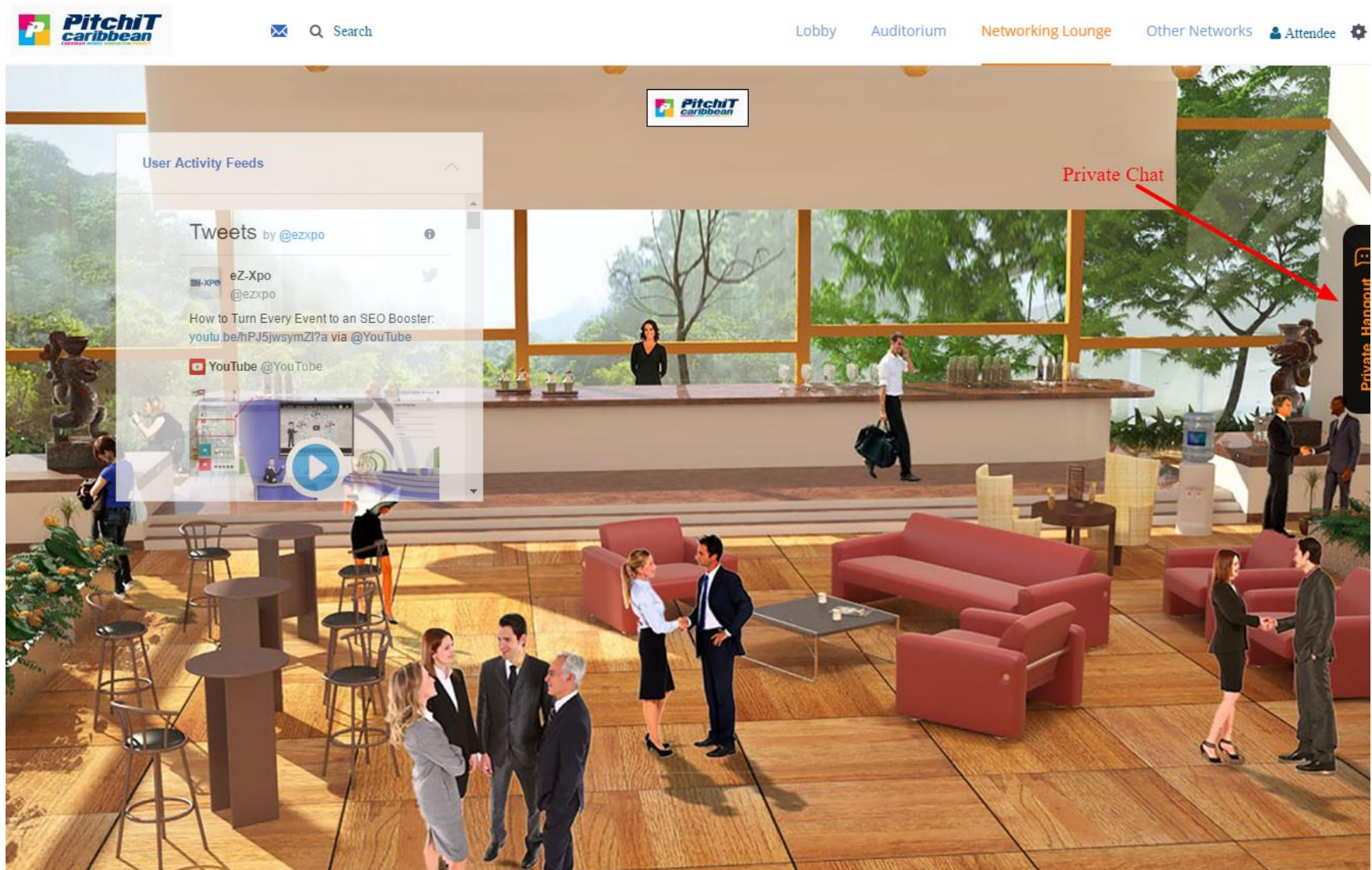
- **Virtual Auditorium**

The auditorium will allow you to view archived presentation, or on-demand webcasts from various companies or speakers.



- Networking Lounge

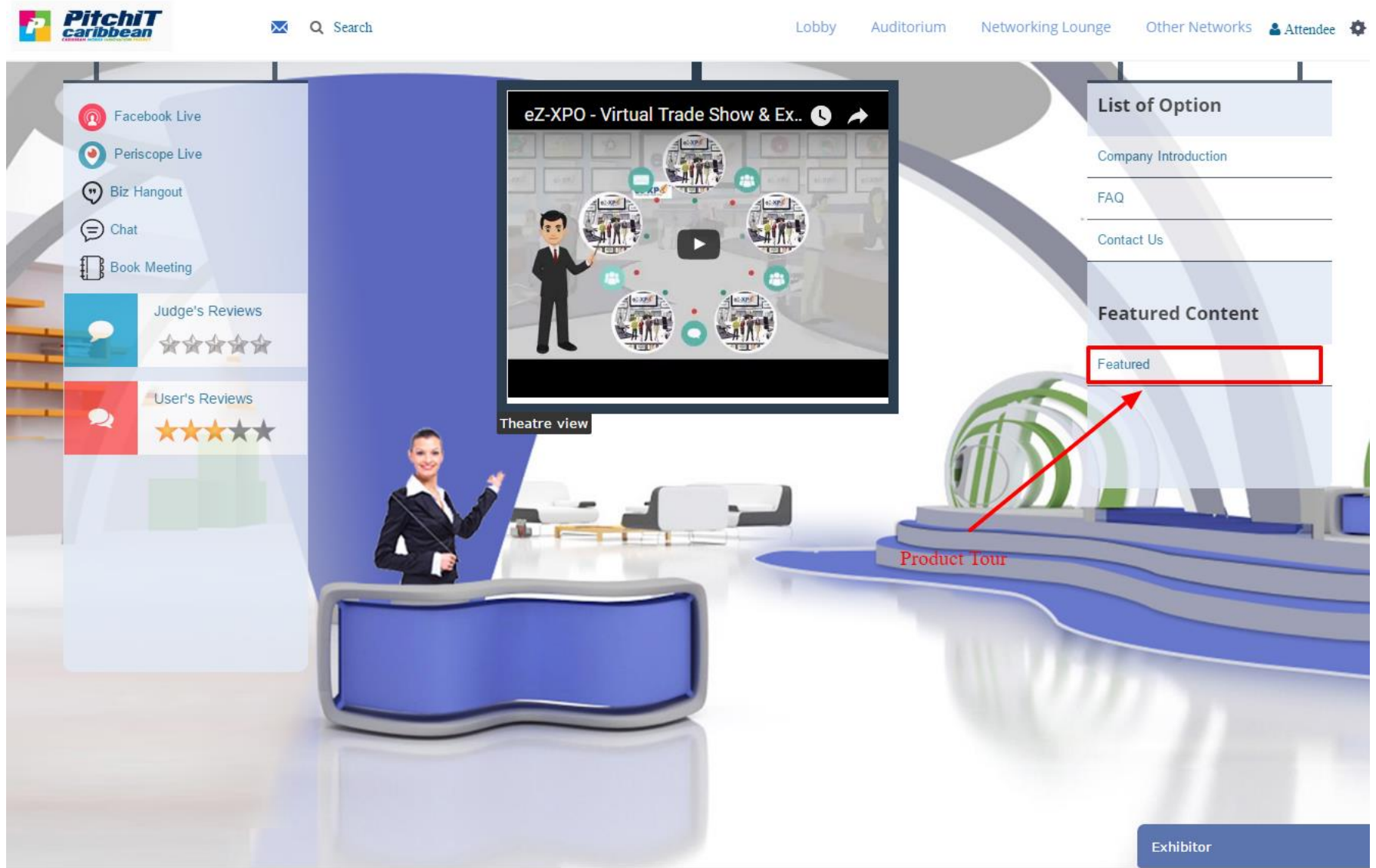
Everyone can have a private chat casually via Skype, Hangout, chat at the Networking Lounge.



Copyright © 2017 ezxpo.net | Powered by eZ Yoo

### 3. Booth View (attendee view)

Attendee can browse through each virtual booth and chat with each exhibitor directly via private chat on the right. Attendee can add review as well on the left.



## Virtual Expo Help

**If you have any specific questions or need further help, please call us at 415-533-8866 or contact us via Skype (eLearningZoom) at [support@eZ-Xpo.com](mailto:support@eZ-Xpo.com)**