

**Golf  
Laboratories, Inc.**  
Independent Equipment Testing

**Client: Quantix  
Date: June 10, 2020  
Test: Ball**

**Executive Summary**

**Robot Parameters**

**Amps: 39  
Initial Percent: 60  
Ramp Distance: 22  
Release Point: 160  
Lie Angle: 54  
Tee Table Position: 12**

**Weather**

**Temp: 56° - 71°  
Wind: None  
Direction: 0  
Humidity: 79% - 39%  
Bar: 29.92  
Ground Cond.: Soft & damp**

**Test Comments**

**Swing Data Launch Data (Center Hit Averages)**

Club	Swing Data						Launch Data						
	A/A	Club Path	Vert. SP	Horiz. SP	Dyn. Loft	F/A	H/S	B/S	Ratio	L/A	H L/A	SPIN	SPIN AXIS
Quantix F18 Tour	-1.7	-2.0	50.5	-4.0	13.6	0.2	109.4	161.1	1.5	11.9	-0.1	2880.3	1.4
Quantix F35 Control	-1.7	-2.0	49.8	-4.1	13.7	-0.1	109.5	162.0	1.5	12.1	-0.4	2647.7	2.1
Titleist Pro V1	-1.7	-2.0	49.7	-4.0	13.7	-0.1	109.5	161.6	1.5	12.1	-0.3	2613.1	0.8
Bridgestone Tour BXS	-1.6	-1.9	49.9	-3.9	13.6	-0.5	109.3	160.6	1.5	11.8	-0.7	2958.2	1.6
Snell MTB X	-1.5	-2.3	51.0	-4.1	13.5	-0.3	109.6	162.1	1.5	11.8	-0.6	2772.2	1.2

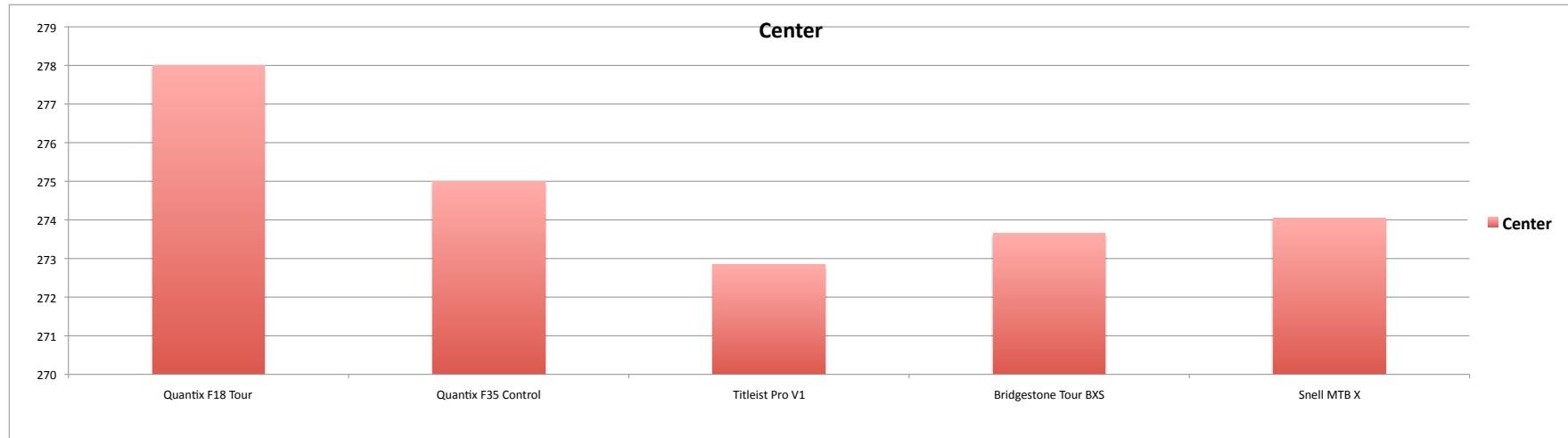
**Legend**

A/A-Attack Angle Degrees  
 Club Path-Degrees  
 Vertical SP-Swing Plane-Degrees  
 Horiz. SP-Horizontal Swing Plane Degrees  
 Dyn. Loft-Dynamic Loft Degrees  
 F/A-Face Angle Degrees  
 H/S-Head Speed MPH  
 B/S-Ball Speed MPH  
 Ratio-Head Speed to Ball Speed  
 L/A-Launch Angle Degrees  
 H L/A-Horizontal Launch Angle Degrees  
 Spin-Revolutions Per Minute  
 Spin Axis-Side Rotation Positive right, Negative left

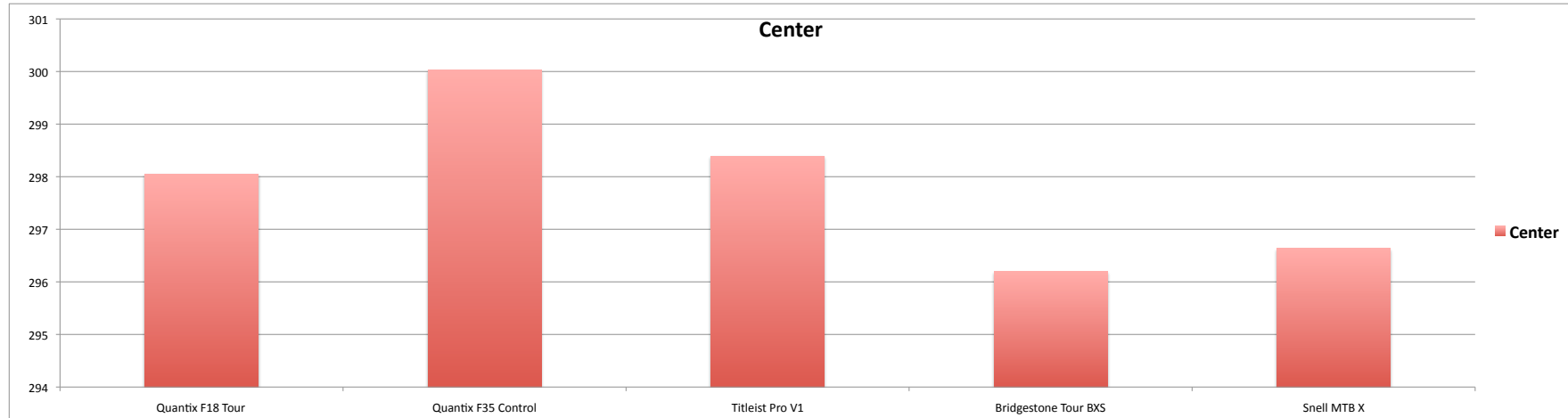


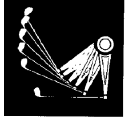
**Golf  
Laboratories, Inc.**  
Independent Equipment Testing

### Distance Carry (Yards)



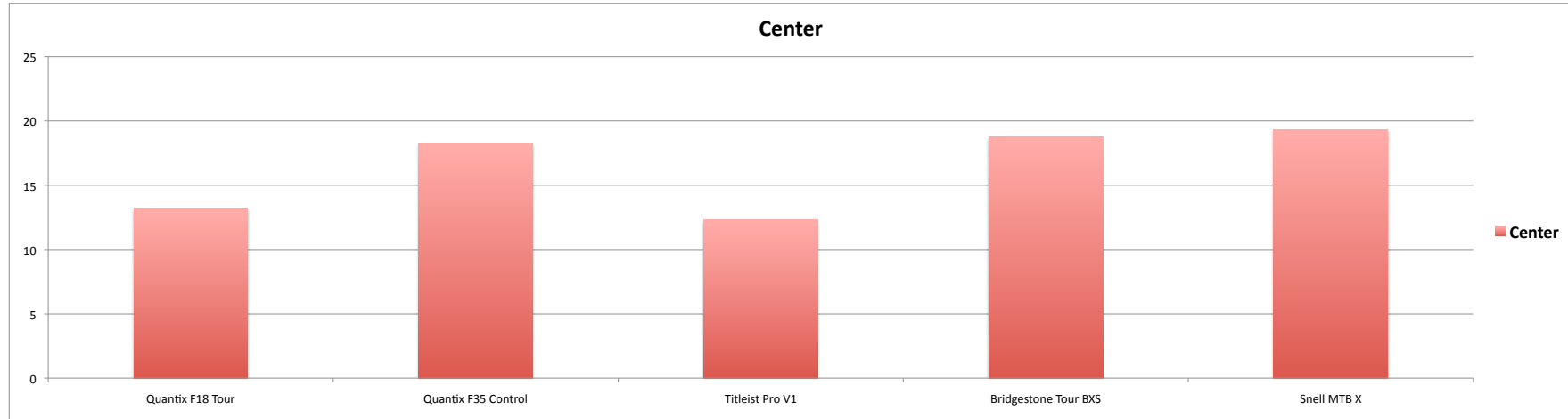
### Distance Total (Yards)





**Golf  
Laboratories, Inc.**  
Independent Equipment Testing

### Dispersion Carry (Feet)



### Dispersion Total (Feet)

