

Find a **good company**



Robo-Analysis platform for corporate risk assessment

Overview

Who's Good is a fin-tech social venture that uses Robo-Analysis to disclose, compare and analyze reliable, dynamic data on environmental, social and governance (ESG) performance of companies.

Basic Information

Company Name	WHO'S GOOD
Head Office	22F #109, 83 Uisadang-daero, Yeongdeungpo-gu, Seoul 07325, South Korea
Site URL	http://www.whosgood.org
e-mail	info@whosgood.org

Background and vision

Together with our customers, we support and promote sustainable behavior to improve our world. Companies have a significant impact on economy and society. They provide the products and services we use, the jobs we hold and the economy we rely on. To achieve a more sustainable world, we need companies to help prevent problems and provide solutions. By disclosing the right information companies can be supported or held accountable by individuals, investors, companies, governments and non-profits.

Clear and concise information on companies' performance is often hard to find, due to lack of transparency or a lack of independent data sources. Because of the lack of comparable and reliable data on corporate ESG performance, it is difficult to identify the impacts to society, positive or negative, of these companies.

An increasing number of investors include ESG performance in their investment decisions. They do so to minimize risks and to find profitable opportunities, especially for longer term investments. The Principles for Responsible Investment (PRI) have a growing list of investor signatories and over 9000 companies have joined UN Global Compact, the world's largest corporate sustainability initiative. Both investors and companies need reliable data to make their investments and supply chain more sustainable.

Robo-analysis platform



We use Artificial Intelligence (AI) to provide more reliable and more up-to-date ESG insights on our platform. Companies with a bad performance on ESG are more likely to have issues that potentially can lead to financial and reputational damage. That is why we provide investors, companies and individuals with the information needed to make informed decisions and improve their risk management strategy.

Environment, Social and Governance (ESG)

ESG indicators provide a detailed view on how sustainable a company is operating and how well the company is preventing and managing issues. In our analysis we look at company policies, operational statistics and incidents that occurred. Environmental issues include pollution, climate change, chemical accidents and use of scarce resources. Social issues are for example child labor, mistreatment of employees and human rights violations. Governance issues that can occur are corruption, mismanagement by the board and lack of transparency.

Users



For Investors

Investors can use the ESG performance scores to assess risks and opportunities of investing in a company. Investors who do not wish to invest in unethical companies or investors that are looking at the long-term performance of their portfolio.

Assess the ESG risks and opportunities in your portfolio

Who's Good platform offers additional information about the strategy and operations of a company and its impact on stakeholders. This analysis provides insights into the long-term corporate performance based on which the users can exclude certain companies due to the unwanted business practices.



For Companies

Companies can manage their ESG performance with the Who's Good platform. Also, companies can easily learn about the performance of companies in their supply chain.

Discover ESG performance of an industry and business partners

Our platform allows companies to benchmark their ESG performance against their industry and competitors. It additionally allows companies to learn about the performance of business partners in their supply chain.



For Individuals

More information on company performance is available for everyone who is interested. Who's Good gives the means to find out which companies are good.

Find out the ESG performance of companies

Our platform helps to find how companies are performing on ESG which indicates how sustainable their business practices are. The platform has an easy search function designed to quickly gain insights.

ESG Performance Analysis

Sustainability Score

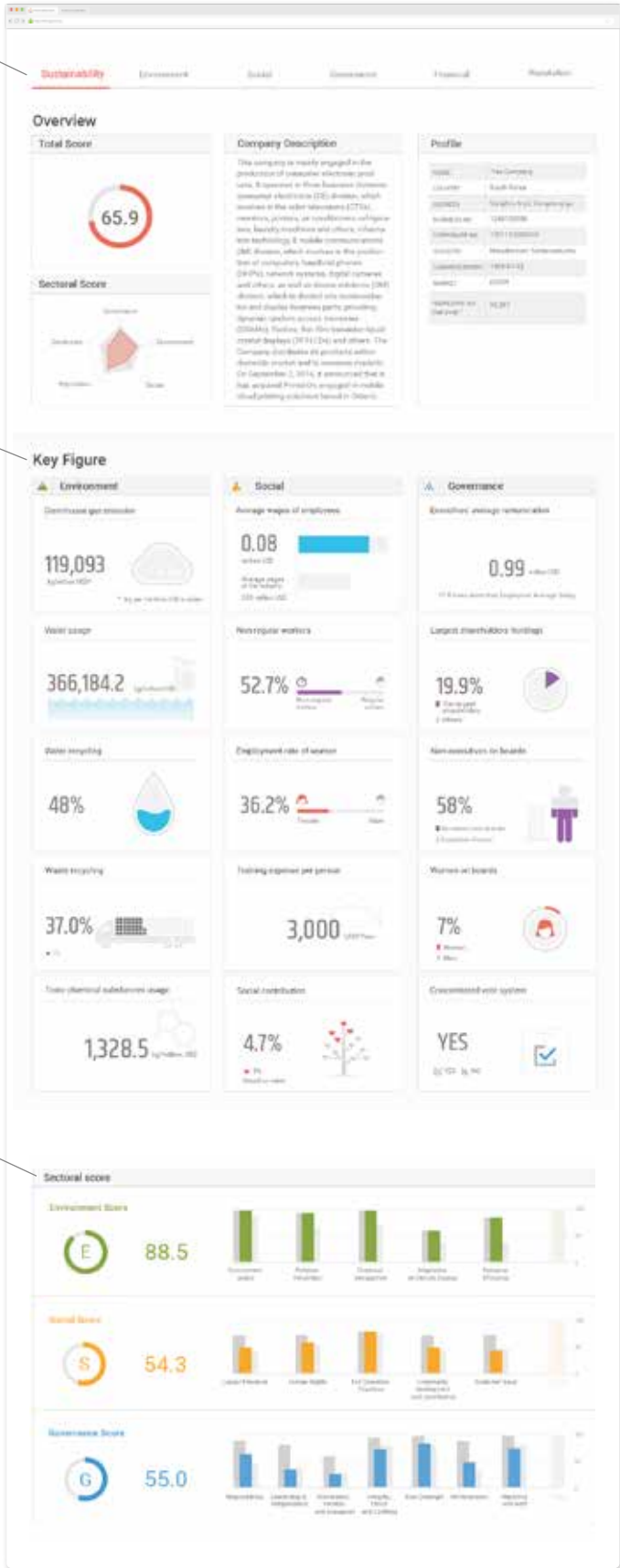
The sustainability score summarizes the performance of a company on Environment, Social and Governance in a single score from 1 to 100. The scoring is based on the Who's Good framework and is automatically calculated using advanced algorithms.

Key Figures

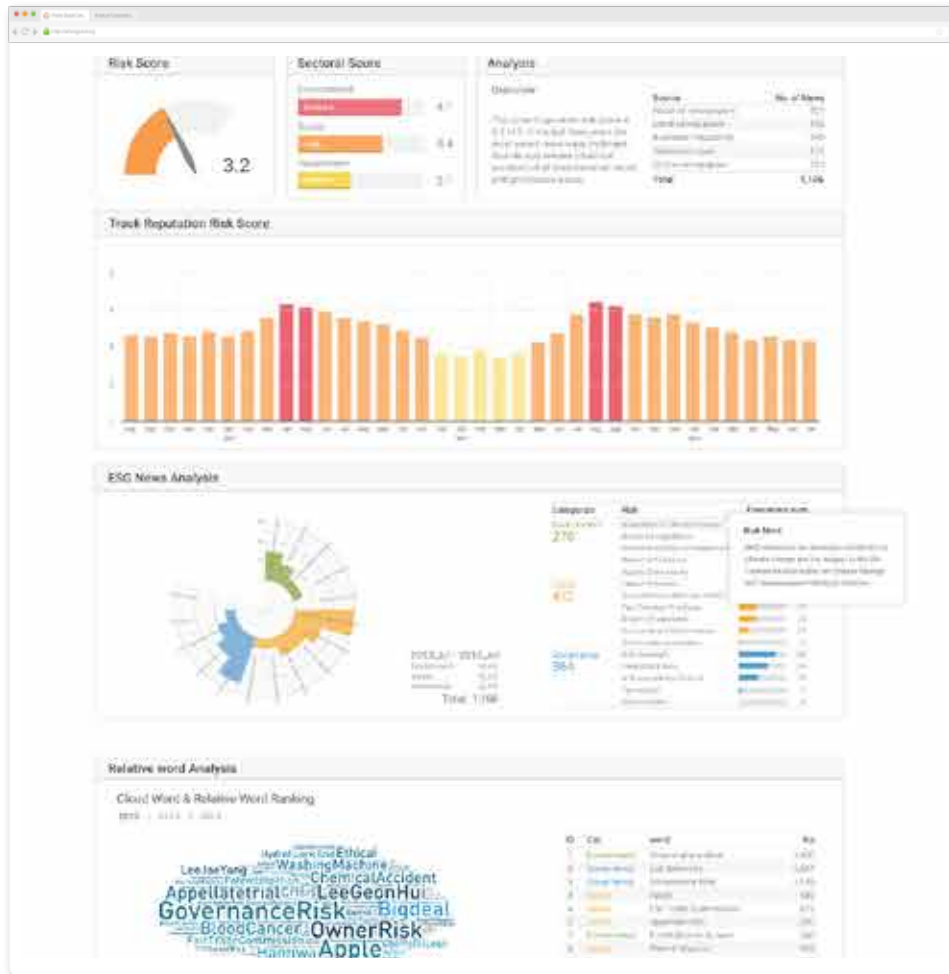
The key figures provide raw values for important indicators. The infographics make them easy to understand for everyone.

In-depth Comparison

The platform shows detailed information and specific scores for 17 ESG issues. For all each of these issues, it is possible to compare between companies and to the industry average and industry leader.



ESG Incident Analysis



Impact score

The impact score of ESG incidents provide an assessment of issues that were caused by a company. Our artificial intelligence algorithm analyzes large data sets of news data to make the assessment.

Issue tracking

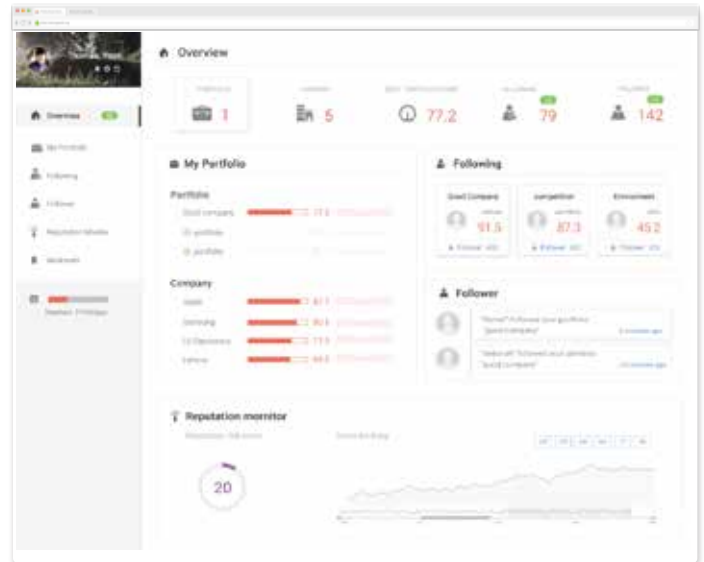
The analysis identifies trends by tracking issues long-term. If the same type of incidents happen more often, it leads to a higher company risk score.

Risk signals

Daily analysis of ESG incidents provides quick insights and highlights recent changes. It also includes detailed analysis and access to the original articles.

Portfolio Manager

With our Portfolio Manager, professional investors can track the companies of their interest and find out the total score of their portfolio. Investors can build a personal portfolio or follow others and learn great investors' responsible investment strategies. We also provide the raw data and even the option to customize the framework for ESG Management Analytics with our Who's Good Index Maker tool.

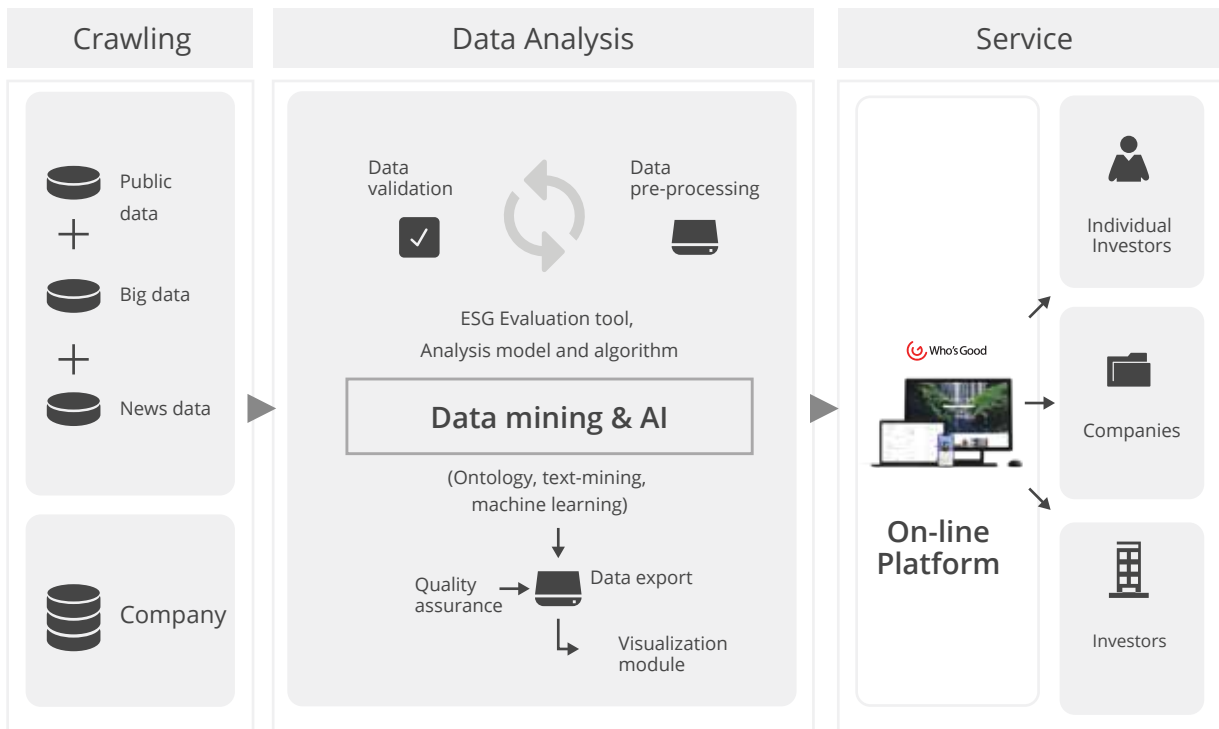


Supply Chain Risk Manager

The Supply Chain Risk Manager on our platform is tailored specially for companies aiming to identify and manage risks. Companies can see the riskiest companies in their supply chain with our assessment that is based on the ISO 31000 standard.

Technology

Who's Good uses advanced Artificial Intelligence (AI) techniques, including data mining and machine learning, to automate the analysis process and standardize the assessment. Limiting involvement by human analysts allows us to reduce human bias in the research process. The use of Robo-Analysis makes the research process of large data sets faster and more reliable.



Framework

Who's Good analyzes ESG performance of companies. The research framework is based on international standards and principles, particularly the UN Global Compact and the International Standard on Corporate Social Responsibility (ISO 26000).

ESG Management				ESG Incident			
PILLARS	Environmental	Social	Governance	Environmental	Social	Governance	PILLARS
ISSUES	<ul style="list-style-type: none"> ✓ Environment Policy ✓ Pollution Prevention ✓ Chemical Management ✓ Adaptation of Climate Change ✓ Resource Efficiency 	<ul style="list-style-type: none"> ✓ Labour Practices ✓ Human Rights ✓ Fair Competition ✓ Community Development and Contribution ✓ Consumer Issues 	<ul style="list-style-type: none"> ✓ Responsibility ✓ Leadership and Independence ✓ Nomination, Election and Evaluation ✓ Integrity, Ethics and Conflicts ✓ Risk oversight ✓ Remuneration ✓ Transparency 	<ul style="list-style-type: none"> ✓ Pollution ✓ Chemical Accident ✓ Climate Change ✓ Energy/Resource un-efficiency ✓ Non Compliance 	<ul style="list-style-type: none"> ✓ Employment Conditions and Labour Practices ✓ Health and Safety Issues ✓ Supply Chain and Fair operation practice ✓ Consumer Issues (including Product safety) 	<ul style="list-style-type: none"> ✓ Integrity and Ethics (Corruption, bribery, Extortion, Money laundering) ✓ Executive Remuneration ✓ Risk management ✓ Anti-competitive Practice ✓ Tax Evasion 	TOPIC
INDICATORS	More than 130 indicators			More than 1200			CATEGORY
Standard/ Criteria	ISO26000, ICGN Guidance, UN Global Compact, GRI Guideline, SA8000, UN PRI principle			NA, EUROPE & APAC			NEWS (SCOPE BY STAGE)

Our service

ESG Performance Analysis

Our platform shows how companies are performing on the prevention and management of ESG issues. We offer key information and the opportunity to compare between companies and sectors.

Supply Chain Risk Manager

With our Supply Chain Risk Manager companies can identify and manage risks of companies in their supply chain.

ESG Incident Analysis

Our ESG incident analysis provides key risk signals based on the impact of incidents that occurred. News articles are analyzed daily using AI algorithms.

Portfolio Manager

With our Portfolio Manager investors can track the companies of their interest and find out the total score of their portfolio.

Coverage Road Map

We will cover companies world-wide. Find our timeline for Asia, North-America and Europe in the map below.



Partnerships

