




















































america vs america

WOMEN'S HAPPINESS IN THE WORKPLACE—RANKINGS BY STATE

1		North Dakota	18		Arkansas	35		Pennsylvania
2		South Dakota	19		New Jersey	36		Colorado
3		Mississippi	20		Iowa	37		Oregon
4		Hawaii	21		Massachusetts	38		Oklahoma
5		Missouri	22		Kentucky	39		Indiana
6		Idaho	23		Georgia	40		Washington
7		Florida	24		Illinois	41		New Hampshire
8		Alaska	25		Arizona	42		Maine
9		Maryland	26		Alabama	43		Delaware
10		California	27		Louisiana	44		Utah
11		Virginia	28		Tennessee	45		Rhode Island
12		South Carolina	29		Michigan	46		Nebraska
13		Texas	30		Washington DC	47		Vermont
14		New Mexico	31		Connecticut	48		Montana
15		Minnesota	32		New York	49		Kansas
16		Wisconsin	33		Ohio	50		West Virginia
17		Nevada	34		North Carolina	51		Wyoming