


ALLERGY TESTING

Discover if Allergies Are Contributing to Eye Irritation



AllerFocus™

Identify 78 of the most common environmental allergens
with a simple 15-minute in-office skin prick test

OPEN YOUR EYES
to Bruder®
a Hilco Vision Company

HOW IT WORKS

AllerFocus™ offers eye care professionals a turnkey in-office Allergy Skin Test for patients suffering from allergy symptoms that can impact ocular comfort and wellness

An easy-to-use, pain-free, needle-free allergy screening for 78 of the most common airborne and environmental allergens

Through a single use applicator, a skin scratch test brings very small amounts of a variety of allergens in contact with the skin. Reaction flares are measured, with larger flares indicating allergens present.

Answers are available 15 minutes after the test is conducted. Doctors can then measure reactions to 78 different allergens, define the allergens affecting the patient, and provide literature and next steps, from allergy avoidance to a future visit to an allergist.

WHY IT'S IMPORTANT

One in four adults have seasonal allergies, according to the Centers of Disease Control and Prevention (CDC) that can affect the eyes.¹ US Pharmacist reported that allergic conjunctivitis (AC), one of the most common ocular allergies, affects up to 30% of the general population².

Symptoms of allergies can adversely affect eye health. Patients suffering from eye-related allergies can experience watery eyes, itchiness, sensitivity to light, redness, and grittiness.

WHAT IT MEASURES

Based on the size of the reaction flare, doctors can indicate from within 5 different levels of allergy from plants, grasses, fungus, mold spores, animal dander, insects, and dust mites.

WHAT'S INCLUDED

Disposable test kit package includes enough test kits for 40 patients.

- 78 allergens & 2 controls (shipped cold) in tubes
- Dip well tray sets
- Storage containers
- 10-prong sterile testing applicators
- Measurement tool
- Allergen description book
- Allergen test cart
- Allergy health assessment form
- Test prep card for patients
- Test signature forms
- Color coded test report form
- Marketing materials in English & Spanish



HOW TO USE



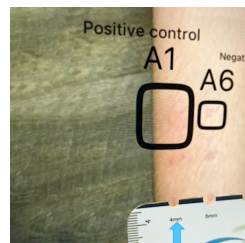
FILLING
the dip wells




DIPPING
the applicators



TESTING
the arm



MEASURING
the results



MARKING
the form

With AllerFocus™, eye care professionals* can use evidence-based results to identify allergies without leaving the practice. Many insurance plans reimburse for this test.

¹ CDC, National Center for Health Statistics. National Health Interview Survey: "Diagnosed Allergic Conditions Among Adults, United States, 2021" and "Diagnosed Allergic Conditions Among Children Aged 0-17 Years: United States, 2021." ² US Pharm. "Red, Itchy Eyes? Could It Be Allergies?" 2019;44(5)8-12.
* State regulations vary.

