



3D PAGEFLIP

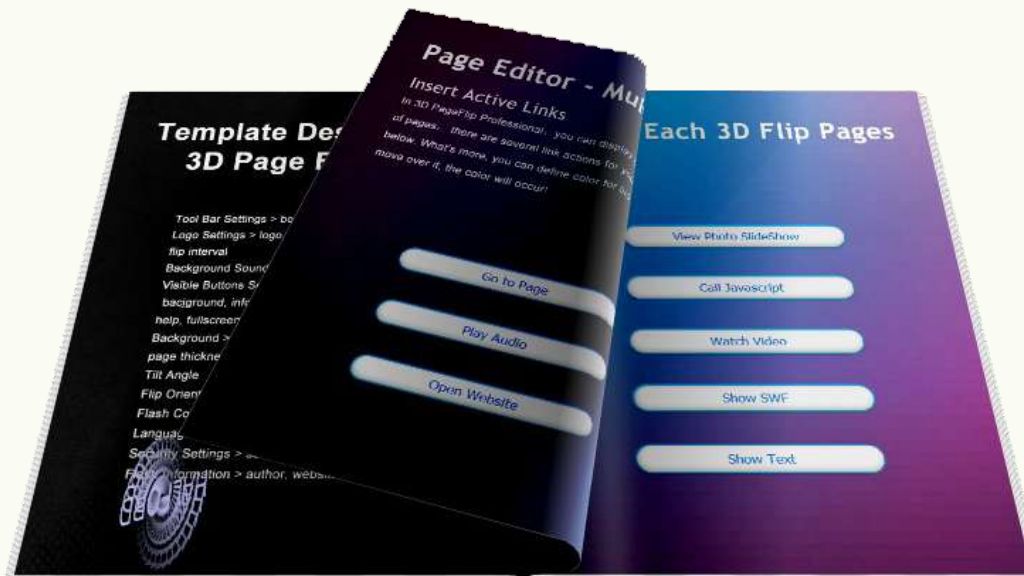
Add Bitmap Button in 3D Page Flip Book

By [3D PageFlip Professional](#)



3D Page Flip Book and Bitmap Button

We use [3D PageFlip Professional](#) to create page turning eBook with 3D effect. what' s more, the flipbook creator allows you to add more multimedia elements to the digital book to rich your content and facilitate readers to get information more easily.



3D PAGEFLIP



3D Page Flip Book and Bitmap Button

Bitmap button means you can define the clicking effect when you add these buttons to 3D eBook. Bitmap button means it would give a normal look for readers and another look while moving mouse over the button. What' s more, if you pursuing exquisite button, you can design a mouse down image for the button as well!





Bitmap Button



Main Products: A Range of 3D PageFlip Book Software


Product Name	Description	Price	Buttons
3D PageFlip Professional	Convert PDF to 3D Book with Multimedia Function	299\$	BUY NOW, Products Home Page, Free Download to Try
3D PageFlip Standard	Convert PDF to Realistic 3D Page-Flicking Book!	99\$	BUY NOW, Products Home Page, Free Download to Try
3D PageFlip for Office	Convert All Office Files to Realistic 3D Flash Book	99\$	BUY NOW, Products Home Page, Free Download to Try (32-bit)
3D PageFlip for PowerPoint	Convert MS PowerPoint to Realistic 3D Online eBook.	99\$	BUY NOW, Products Home Page, Free Download to Try
3D PageFlip Professional Mac	For Mac Users to Create Multimedia 3D Book from PDF	299\$	BUY NOW, Products Home Page, Free Download to Try



How to design Bitmap Button ?

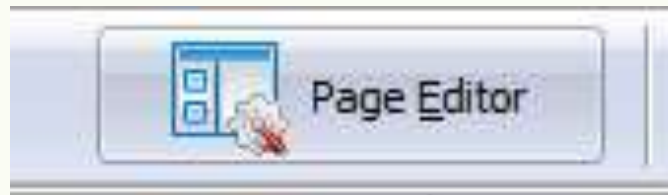
Make sure you have install [3D PageFlip Professional](#).

1. Prepare some button images for normal look, mouse over look, mouse down look, such as belows.

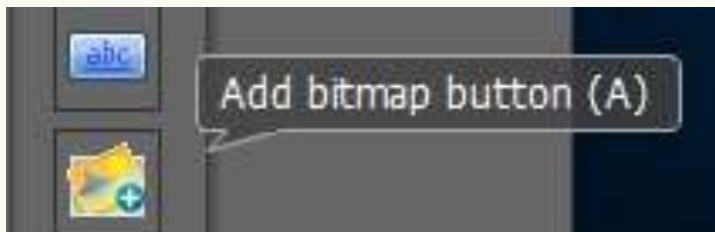


How to design Bitmap Button ?

2. Enter [3D PageFlip Professional](#) page editing interface. Press "Page Editor" to enter.



3. Choose add bitmap button to draw a button frame.



3D PAGEFLIP



How to design Bitmap Button ?

2. Select image for normal image, mouse over image, mouse down image. Then the button will live up while mouse move over it or click it.



Properties of BitButton1

x: 210.35

y: 340.45

Width: 311.79999

Height: 101.35000

Rotation: 0

Caption:

Font size: 12

Font color: 000000

Normal image: ..

Mouse over image: ..

Mouse down image: ..

Action: Set action





3D PAGEFLIP

Thank you

If you want to know more about 3D page flip book, you can visit:

<http://www.3dpageflip.com/>

